

Construction factsheet

The NSW Government is investing \$720 million to strengthen the Randwick Health and Education Precinct as a world-leading centre for health and wellbeing, research, education and teaching. A new Prince of Wales Hospital Acute Services Building will open in 2022 and will include a new adult emergency department, extra beds, intensive care unit, and new operating theatres for the campus.

What construction activity will occur?

Main building works

Construction of the Acute Services Building will include:

- Preparatory works that involve piling and bulk excavation for the Acute Services Building
- Sewer and storm water upgrades
- Construction of a 13 storey hospital building and rooftop helipad
- Construction of two pedestrian and clinical bridge links over Hospital Road connecting the existing Randwick Hospitals Campus
- Services and fit-out of the new building and clinical facilities
- Road improvements and construction of a new signalised intersection, internal roads and public drop-off areas
- Testing and commissioning of the building
- Landscaping and external works.

The site includes land bound by Botany Street to the west, High Street to the north, Hospital Road to the east and Magill Street to the south.



Access, transport and parking

Maintaining Hospital Access

Access to health services on campus will be maintained at all times. This includes:

- Adult Emergency
- Patient drop-off areas
- Children's Emergency
- Campus car parks.

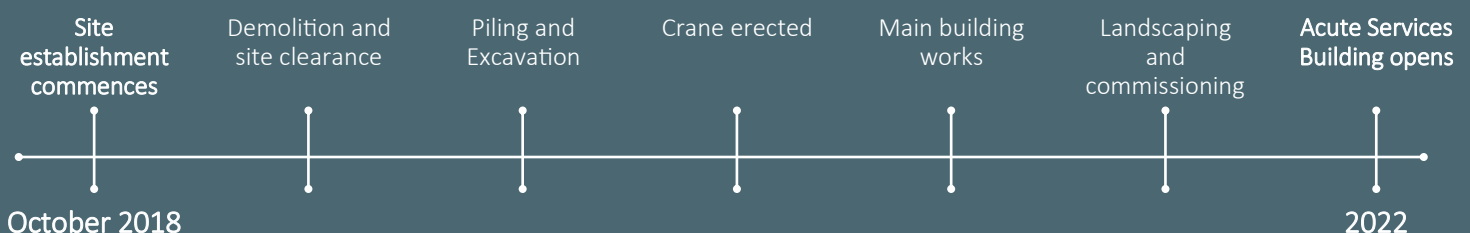
Construction site access

Construction vehicle access to the site will occur predominately through two main vehicle gates on Botany Street (entry and exit), supported by a third site access gate on Hospital Road.

Cranes

Two Hammerhead tower cranes will be used on site, one north and one south of the new hospital building.














These two crane locations will allow materials to be efficiently and safely lifted over a large portion of the construction site.



Construction site map

The site map provides an overview of the site, including construction traffic routes, site boundary, tower crane locations and the position of new Acute Services Building.

Legend

	A-class hoarding		Building footprint
	Stage 1 boundary		Tower cranes – 65m boom
	Vehicle entry gate		Twin hoists
	Construction traffic		Site accommodation site office
	Light construction traffic		Loading zone and materials handling
	Exit		Link bridge
	Suspended slab		

Managing construction impacts

The Randwick Campus Redevelopment complies with strict environmental and planning controls. Mitigation measures are in place to manage noise dust and vibration. We are working closely with Transport for NSW, CBD and South East Light Rail, UNSW and Randwick City Council to coordinate construction projects in the area.

Construction vehicle movements will be reduced during peak periods to minimise impacts on the road network.

Site management

Approved site hours are:

- 6am to 6pm Monday to Friday, and
- 8am to 5pm Saturdays.

Piling and bulk excavation will be undertaken between hours of 7am to 6pm Monday to Friday, and 8am to 5pm Saturdays.

The health and safety of patients, families, visitors, staff and the community is our top priority.



Getting in touch

We encourage you to get in touch with us if you have any questions, feedback or complaints, please:

- Call 1800 571 866 (24hrs)
- Visit our project website www.randwickcampusredevelopment@health.nsw.gov.au
- Email the team randwickcampusredevelopment@health.nsw.gov.au



For an interpreter, call 131 450 and ask them to call 1800 571 866.